

AGF SAND MEDIA FILTERS

RELIABLE AND TROUBLE-FREE SAND MEDIA FILTRATION



APPLICATIONS

- For surface water with high concentration of algae and other organic materials
- For well water to remove sand particles and undissolved iron

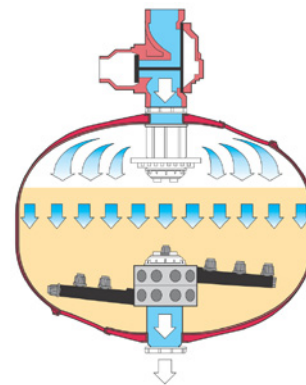
SPECIFICATIONS

- Maximum Flow Rates:
Good Quality Water - 25 GPM/sq. ft.
Dirty Water - 20 GPM/sq. ft.
- Minimum Filtration Pressure: 15 psi
- Minimum Backflush Pressure: 30 psi
- Maximum Operating Pressure: 85 psi
- Sand Requirement: 1,300 lbs. per 48" Tank
- Manifolds: Polypropylene
- Leg Height: Adjustable
- Backflush Valve: 4" Plastic Grooved Valve

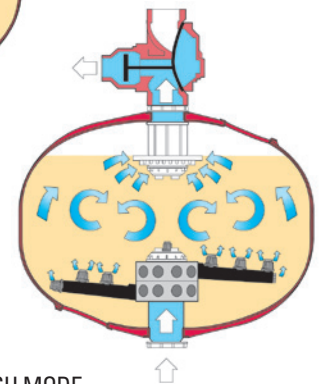
PRODUCT ADVANTAGES

- Durable and corrosion-proof integral polyethylene liner, plastic underdrain and polypropylene manifolds are resistant to common agricultural chemicals.
- Large access ports for adding or removing sand.
- 55 mushrooms provide efficient backflushing for cleaning the entire sand media bed.
- Smooth system startups and backflush - no more hammering or shuddering.
- Lightweight composite construction for easy transportation to remote job sites.
- Modular construction eliminates costly installation equipment and labor - all components can be removed and replaced for with common tools.

DESCRIPTION OF OPERATION



FILTRATION MODE
Unfiltered water enters via the inlet manifold. During filtration the inlet ports are open and water flows from the top to the bottom across the sand layer. The filtered water exits the system through the outlet manifold.



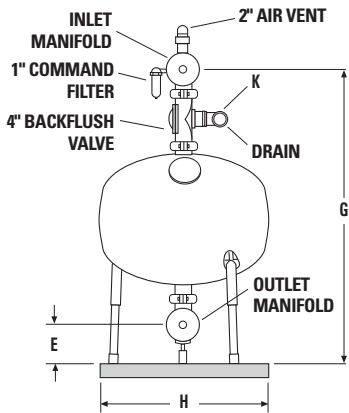
BACKFLUSH MODE
During backflush the inlet port closes and the backflush port opens which reverses the flow of water in the filter. Clean water from the other filters flows into the filter from the bottom lifting the sand media and freeing the accumulated debris. Debris flushes out the top of the filter through the backflush manifold.

SAND MEDIA AND REQUIRED BACKFLUSH FLOW

MEDIA TYPE	MESH RANGE	MEAN EFFECTIVE SIZE (MM)	UNIFORMITY COEFFICIENT	MINIMUM BACKFLUSH FLOW
CRUSHED SILICA 12	80 - 130	1.1 - 1.2	1.5	240 GPM
STANDARD SAND 6/20	100 - 140	0.9 - 1.0	1.5	240 GPM
CRUSHED SILICA 16	155 - 200	0.6 - 0.7	1.5	200 GPM
U.S. SILICA 80	160 - 200	0.6 - 0.7	1.5	225 GPM
CRUSHED SILICA 20	170 - 230	0.45 - 0.5	1.5	180 GPM

NOTE: The use of gravel and/or media not recommended by Netafim USA will void all warranties.

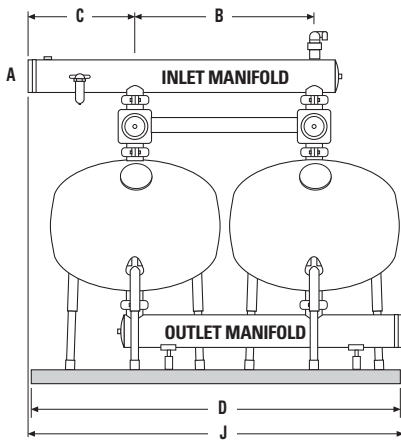
AGF SAND MEDIAL FILTERS



SPECIFICATIONS

FILTERS	FILTRATION AREA (FT ²)	DIRTY WATER 14-18 GPM/FT ²	AVERAGE WATER 18-28 GPM/FT ²	CLEAN WATER 23-28 GPM/FT ²	WEIGHT (FILTERS ONLY)	MEDIA REQUIRED
1	12.5	175 - 225	225 - 290	290 - 350	265 LBS.	1,300 LBS.
2	25.0	350 - 450	450 - 575	575 - 700	530 LBS.	2,600 LBS.
3	35.7	525 - 675	675 - 860	860 - 1,050	795 LBS.	3,900 LBS.
4	50.0	700 - 900	900 - 1,150	1,150 - 1,400	1,060 LBS.	5,200 LBS.
4 TEE	50.0	700 - 900	900 - 1,150	1,150 - 1,400	1,060 LBS.	5,200 LBS.
5 TEE	62.5	875 - 1,125	1,125 - 1,440	1,440 - 1,750	1,325 LBS.	6,500 LBS.
6 TEE	75.0	1,505 - 1,350	1,350 - 1,725	1,725 - 2,100	1,590 LBS.	7,800 LBS.

NOTE: Specifications for tank configurations between 7 and 15, call Netafim USA Customer Service.



DIMENSIONS

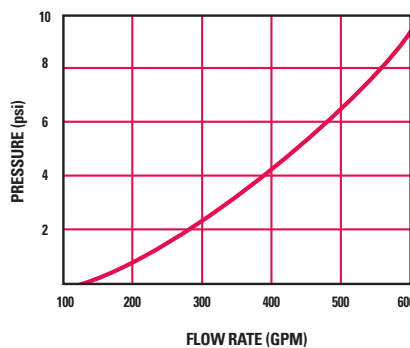
KEY	2 TANKS	3 TANKS	4 TANKS	4 TANKS - TEE	5 TANKS - TEE	6 TANKS - TEE
A	6"	6"	8"	6" X 8" X 6"	6" X 10" X 6"	6" X 10" X 6"
B	52"	52"	52"	52"	52"	52"
C	26"	26"	26"	26"	26"	26"
D	101"	153"	205"	224"	276"	328"
E	12.5"	12.5"	12.5"	12.5"	12.5"	12.5"
G	78"	78"	78"	78"	78"	78"
H	49"	49"	49"	49"	49"	49"
J	104"	156"	208"	-	-	-
K	4"	4"	4"	4"	4"	4"
L	-	-	82.5"	66"	19"	19"

NOTE: Dimensions for tank configurations between 7 and 15, call Netafim USA Customer Service.

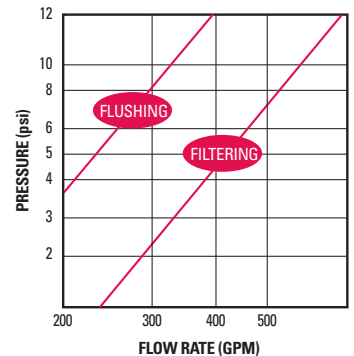
ORDERING INFORMATION

ITEM NUMBER	MODEL NUMBER	FILTERS	VOLTAGE
70640-015000	27AGF48	1	-
70661-016200	27AGF4802PP	2	24VAC
70661-016201	27AGF4802PP-12DC	2	12VDC
70661-016202	27AGF4802PP-12DCL	2	12VDCL
70661-016400	27AGF4803PP	3	24VAC
70661-016401	27AGF4803PP-12DC	3	12VDC
70661-016402	27AGF4803PP-12DCL	3	12VDCL
70661-016500	27AGF4804PP-S	4	24VAC
70661-016501	27AGF4804PP-S12DC	4	12VDC
-	27AGF4804PP-S12DCL	4	12VDCL
70661-016600	27AGF4804PP-T	4 TEE	24VAC
-	27AGF4804PP-T12DC	4 TEE	12VDC
-	27AGF4804PP-T12DCL	4 TEE	12VDCL
70661-016900	27AGF4805PP-T	5 TEE	24VAC
70661-016903	27AGF4805PP-T12DC	5 TEE	12VDC
70661-016710	27AGF4805PP-T12DCL	5 TEE	12VDCL
70661-017100	27AGF4806PP-T	6 TEE	24VAC
70661-017115	27AGF4806PP-T12DC	6 TEE	12VDC
70661-017120	27AGF4806PP-T12DCL	6 TEE	12VDCL

HEADLOSS (FLOW VS. PRESSURE) SINGLE FILTER IN FILTRATION CYCLE



BACKFLUSH VALVE HEADLOSS (FLOW VS. PRESSURE)



RECOMMENDATIONS:

If sand level is greater than 10 ppm, use a ++ Sand Separator before the media tanks and install a 2" Quick Reacting Relief Valve set at 80 psi.



NETAFIM USA
5470 E. HOME AVE.
FRESNO, CA 93727
CS 888 638 2346
F 800 695 4753
www.netafimusa.com